

WELLINGTON



YACHT PARTNERS

ALLEGRO



LOA:	43' (13.11m)	Delivery/Model	2005
Beam:	13' 2" (4.01m)	Year:	
Max Draft:	3' 6" (1.07m)	Model:	Eastbay 43
Clearance:	14' 5" (4.39m)	Builder:	GRAND BANKS
Tonnage:	0.00	Type:	Motor Yacht
Speed:	29.5 Knots	Staterooms:	1
Flag:	US	Fuel Cap:	450 Gal
Location:	Stonington, Connecticut United States	Water Cap:	110 Gal
VAT Paid:		Engines:	2x, Caterpillar, CX7, 455 HP
		Price:	\$435,000 USD

Wellington Yacht Partners, LLC
One Maritime Drive
Portsmouth, Rhode Island 02871
United States

P: +1-401-683-6070
info@wellingtonyachts.com
www.wellingtonyachts.com

ALLEGRO

Additional Specifications For ALLEGRO:

LOA:	43' (13.11m)	Delivery/Model	2005
Beam:	13' 2" (4.01m)	Year:	
Max Draft:	3' 6" (1.07m)	Year Built:	2005
Hull Material:	Fiberglass	Builder:	GRAND BANKS
Deck Material:	Teak	Model:	Eastbay 43
Range At Cruise		Type:	Motor Yacht
Speed:		Engines:	455 HP, Twin, 2005, Inboard, Diesel, Caterpillar, CX7, 963hrs / 963hrs
Range At Max		Staterooms:	1
Speed:	Max 29.5 Knots	Heads:	1
Fuel Capacity:	450 Gal	Captain Cabin:	No
Water Capacity:	110 Gal	Classifications:	
Flag:	US	MCA: ISM:	
Location:	Stonington, Connecticut United States		
Price:	\$435,000 USD		

INTRODUCTION

ALLEGRO is one of the absolute best of the ever-popular Eastbay HX 43's to come to market for some time. To date, she has had just three owners: the last two have kept her at one of New England's most acclaimed boatyards with inside heated storage for the winter months. Her first owner had her on fresh water and berthed under a permanent roof.

ALLEGRO has been maintained to a standard few others can match.

VESSEL WALK-THROUGH

Helm Deck:

After entering the cockpit, it is two steps up into the helm deck. To port is an L-shaped lounge with under-seat storage and large fold-out teak table. To starboard is the wet bar with stainless steel sink, a drawer and beverage storage area and an AC /DC Norcold refrigerator/freezer (installed 2015) underneath. Above the wet bar, is a custom teak drop box containing a Toshiba LCD flat screen TV.

Forward of the lounge seating, port side, is cabinet space with a chart cabinet on top. To starboard is the helm station with instrument panel and Stidd Helm chair (re-upholstered 2020). Lighting is overhead halogens; the two most forward shine red for night vision. There are two opening side windows, two top hatches and a power-operated (2017) center opening window. Mounted overhead are 3 rod holders and two custom varnished teak grab rails.

The soft rear enclosure has a zippered roll-up entry, zippered Eisenglass rear window. The engine room is accessed through a large hatch with removable ladder in the middle of the deck. Helm deck teak decking is sealed with Cetol. Helm deck is equipped with Marine Air 16,000 BTU reverse-cycle A/C.

Controls at the Helm:

- Stainless steel helm wheel
- Panish engine controls
- Side Power bow thruster joystick
- Maxwell up/down windlass control
- Marine Air reverse cycle A/C and heat controls
- Wiper controls (new 2019)
- Perko spotlight controls
- Synchronizer
- Slow Mode
- Ritchie Power Damp Plus compass
- Engine room blower switch
- Bennett trim tab controls
- Rudder angle indicator
- Kahlenberg air horn switch and button

Salon:

Down just three steps down from the helm deck, the salon is to starboard. There is a comfortable U-shaped settee with a swivel teak table with Hi-Lo capability placed in the middle of the U. The table can be lowered to convert the area to a double berth. On the aft bulkhead is the electronics panel, Sea Tel controls, Computank unit measuring fuel and water and a control panel for AC. Outboard is wood cabinetry, containing built-in cabinet, bookshelf and entertainment system. 16,000 BTU Marine Air reverse-cycle A/C (new 2018) serves the salon, galley, head, and shower. There are salon AC/heat controls

Wellington Yacht Partners, LLC

One Maritime Drive
Portsmouth, Rhode Island 02871
United States

P: +1-401-683-6070
info@wellingtonyachts.com
www.wellingtonyachts.com

ALLEGRO

and two chrome reading lights.

Galley:

The galley is to port, with Corian countertops and backsplash, double stainless-steel sink with stainless single-lever faucet, Princess Gourmet electric Ceran three-burner cooktop stove, Sharp Carousel microwave/ convection oven and exhaust fan. In the countertop, on either side of the cooktop, there is a kitchen equipment storage locker and a deep drop-down cold locker. Below is the stainless-steel AC/DC Isotherm drawer refrigerator/freezer (new 2017), which can run continuously without generator - for example while anchored or on a mooring - due to upgraded batteries and the installation of solar panels. There are three drawers and additional storage cabinets beneath the countertop. Above, surrounding the galley, are numerous teak storage cupboards. Just forward of the galley is a separate pantry for storage. Galley area has two stainless opening ports.

Head:

Forward of the salon to starboard is an oversized head containing a VacuFlush toilet, Corian countertop with molded-in sink and single-lever stainless faucet. Teak sliding doors give access to storage, above and below. In the upper storage are the controls for the toilet, exhaust fan and holding tank level read outs. Decking is polished marble tile. Head has stainless opening port, as well as stainless opening hatch above.

Shower:

To port and across from the head is a generous shower room with a removable teak seat and a stainless Grohe shower unit, towel bars and additional storage cabinets. As in the head, there is polished marble tile sole and an opening port, as well as overhead opening hatch.

Master Stateroom:

Master stateroom is spacious with generous centerline double berth forward, housing two large drawers beneath. There's a good-sized hanging locker to port and numerous storage cabinets. A Toshiba LCD flat screen TV is mounted on the aft bulkhead. Port and starboard opening ports, plus overhead opening hatch with screen and shade provide plenty of ventilation. Master stateroom is equipped with Bose speakers, Toshiba CD/DVD, stainless steel reading lamps, overhead halogen lighting and dedicated 16,000 BTU Marine Air reverse cycle A/C controls.

COCKPIT

- Upper fixed awning, creating an additional two-and-a-half feet of shelter
- Canvas Cockpit Awning extension (2022)
- Settee (molded fiberglass) with cushions and under-seat drinks storage
- Teak decking (trimmed and sanded 2019)
- (3) Teak storage hatches
- Opening transom door
- Swim platform with drop-down ladder
- Kato dinghy lift system with (2) Barient winches
- Transom hot and cold shower with retractable hose
- 65 ft. Glendinning 50-amp shore cord (2019)
- Courtesy lights
- (2) Aft deck spotlights
- (4) Mounted rod holders (straight); angled holders onboard can be swapped
- Stainless-steel grab handles beside entryway

EXTERIOR

- Hull Awlgrippped Flag Blue (2018)
- Bottom stripped, Epoxy barrier coated and refinished (2022)
- Teak swim platform (new 2023)
- Windlass - stainless steel Maxwell 800 bi-directional with remote
- Anchor 20 kg claw with 250' ft 5/16th chain
- Anchor platform, stainless steel, single stainless-steel roller
- Anchor chain locker, self-draining
- Foredeck self-draining lockers port and starboard
- Stainless steel chocks and mooring cleats
- Additional port and starboard boarding gates (2022)
- Epoxy bonded teak decks (refinished 2020)
- Engine room vents
- Fresh and saltwater washdowns
- Stainless steel 1/2" grab rails on cabin
- (3) Stainless steel hatches on coach roof with (2) on cabin top
- (6) Stainless steel opening port holes
- Mast, aluminum, hinged
- Radar mount
- Mantus chain hook
- Teak navigation light boards (refinished 2017)
- Non-skid cabin house deck and pilot-house roof
- Rub rail with stainless steel striker
- Skylight hatches with screens and shades
- Teak dorade boxes with stainless dorades
- All exterior varnish fresh and ready (2023)
- Flag poles with holders, bow and stern
- Anodes, zinc, shaft, and hull

ELECTRONICS AND NAVIGATION EQUIPMENT

Helm Deck:

- Twin Garmin 8212 GPS/chart plotters (2015) with depth, speed, and Sirius Weather (needs antenna)
- AIS transmit and receive with Sirius satellite weather module (2015) (needs antenna)
- Garmin HD2 radar scanner (2015)
- Simrad AP-26 autopilot
- GMI depth /temperature gauge (2015)
- Garmin remote card reader (2015)
- Sidepower bow thruster Joystick control
- Ritchie Power Damp Plus compass
- Electric power center windshield opener (installed 2017)
- ICOM ICM422 VHF Radio (2015)
- Toshiba LCD Flat screen TV (Drop Down Box)
- Bose speakers

Salon:

- Bose Lifestyle entertainment system
- Bose speakers
- Fusion Bluetooth (2018)
- Delphi Skyfi2 satellite SiriusXM radio (needs antenna)

ENTERTAINMENT EQUIPMENT (needs antenna)

- (2) Toshiba LCD Flat screen TVs in helm deck and master stateroom, both with remotes
- Bose Lifestyle stereo system interfaced to XM Satellite Radio and Fusion Bluetooth (new 2018)
- DIRECTV receiver
- Cable TV and phone connectors
- Wiring, marine grade tin plated copper

ELECTRICAL SYSTEM

- Onan 9 kW generator
- DC voltmeter; (3) battery bank
- DC amp meter
- Alternators: Each engine and generator
- (3) Nature Power 90w rigid Monocrystalline solar panels - (2) in 2017, (1) in 2018
- (6) Lifeline AGM 6V GPL-6CT batteries (upgraded 2018)
- House batteries increased again by 50 (2019). This to allow refrigeration to run constantly when power is not available -- for example while anchored or on a mooring.
- Battery charger: Charles 45A
- Kisae Solar Charge controller
- Mariner galvanic isolator zinc saver
- Battery condition indicator
- Battery disconnect switch
- Battery switch, emergency paralleling
- Helm outlets – (1) AC, (1) DC, (1) Double AC behind helm
- Indicator light- reverse polarity
- Navigation lights, DC
- AC outlets throughout, with GFCI protection
- Shore power, Glendinning Cablemaster with 65 ft. 50 amp cord (new 2019)
- (2) 30 amp to (1) 50 amp splitter

ENGINE AND MECHANICAL EQUIPMENT

- Twin Caterpillar engines, Model: CX7, 455 hp (963 hours, August, 2023)
- Aftercoolers (new 2020)
- Engine software updated by Caterpillar (2020)
- Glendinning synchronizer
- Twin disc transmissions with slow vessel mode
- Exhaust system, sea water cooled with muffler
- Flexible couplings with matching engine mounts
- Fuel filters, Racor water separators on each engine and generator
- Dual Racor 500 Max fuel filters
- Reverso oil change system for all engines
- Engine start/stop; Parallel start
- Engine controls, Kobelt 2048, single-lever each station, mechanical
- Oil Change kit, DC – Reverso
- Caterpillar engine gauges digital, rpm's analog
- Cutlass bearings (replaced 2018)
- Cutters installed on shafts (2016)
- High exhaust temp. alarms
- (2) Propellers, 24" x 30.5" 5-blade bronze Nibral
- Groco safety seacocks on engine raw water intakes
- Tides Marine driplless shaft seals
- Rudder angle indicator, DC
- Bennett trim tabs, DC
- Steering, hydraulic
- Side Power bow thruster
- Air Conditioning – (3) Marine Air 16,000 BTU reverse-cycle heat and A/C units (salon unit, new 2018)
- Electronic opening center windshield
- Windshield wipers, DC, with speed control, auto park and washers
- Kahlenberg air horn - stainless-steel
- Teak sole in engine room
- Engine room blowers, DC
- Engine room lights AC/DC
- Engine room faucet, fresh water
- Engine room sound insulation
- Fresh water system, Shurflo pressure water pump
- Whale Gulper shower drain pump (new 2018)
- (3) Rule electric automatic bilge pumps (forward, new 2018)
- Bilge pump, manual
- Holding tank level indicators in head
- Macerator
- Water heater, 11 gal US. AC
- Computank fuel/fresh water gauges
- 50-gal fuel tank, aluminum, baffled
- 110-gal. fresh water tank
- 32-gal. holding tank with pump-out and direct overboard

Wellington Yacht Partners, LLC

One Maritime Drive
Portsmouth, Rhode Island 02871
United States

P: +1-401-683-6070
info@wellingtonyachts.com
www.wellingtonyachts.com

ALLEGRO

SAFETY EQUIPMENT

- Revere Coastal compact 4-person life raft
- Fireboy extinguisher, auto/manual with engine shutdowns, generator, and override control
- (3) ABC fire extinguishers (2019)
- Alarm and indicator panel, each station
- Perko searchlight
- Carbon monoxide detectors in sleeping area and salon

OTHER EQUIPMENT

- 10' Caribe hard bottom inflatable dinghy
- Mercury 8 hp four-stroke electric-start outboard motor (new 2017).
- Dinghy trailer

CANVAS

- Navy Blue Sunbrella covers for interior
- Mesh window covers for windshield and side windows
- Solid window covers (black-out) for windshield and side windows
- Cockpit Awning and extension (2022)


Disclaimer

The Company offers the details of this vessel in good faith, but cannot guarantee or warrant the accuracy of this information nor warrant the condition of the vessel. A buyer should instruct his agents or his surveyors to investigate such details as the buyer desires validated. This vessel is offered subject to prior sale, price change, withdrawal without notice and tax when applicable. Measurements are in US units.

Underway



Helm Deck



Stidd Helm Seat



Salon



Master Stateroom



Galley



Galley



Head



Shower Room




Teak Foredeck



Cockpit



New Opening in Rail 2022



New Cockpit Shower



Canvas Cockpit Awning



Cockpit Storage




New Swim Platform 2023



Covers



Bottom Stripped



New Bottom Paint 2022



Aerial View



Wellington Yacht Partners, LLC
One Maritime Drive
Portsmouth, Rhode Island 02871
United States

P: +1-401-683-6070
info@wellingtonyachts.com
www.wellingtonyachts.com

ALLEGRO

Profile



Wellington Yacht Partners, LLC
One Maritime Drive
Portsmouth, Rhode Island 02871
United States

P: +1-401-683-6070
info@wellingtonyachts.com
www.wellingtonyachts.com

ALLEGRO