

WELLINGTON



YACHT PARTNERS

GRACE



LOA:	28' 3" (8.61m)	Delivery/Model	2006
Beam:	8' 2" (2.49m)	Year:	
Max Draft:	4' 6" (1.37m)	Model:	Express 28
Tonnage:	0.00	Builder:	ALERION
Speed:	6 Knots	Type:	Daysailer
Location:	Westport, Massachusetts United States	Staterooms:	1
VAT Paid:		Fuel Cap:	6 Gal
		Water Cap:	6 Gal
		Engines:	1x, Yanmar, 2YM15, 14 HP
		Price:	\$79,900 USD

Wellington Yacht Partners, LLC
One Maritime Drive
Portsmouth, Rhode Island 02871
United States

P: +1-401-683-6070
info@wellingtonyachts.com
www.wellingtonyachts.com

GRACE

Additional Specifications For GRACE:

LOA:	28' 3" (8.61m)	Delivery/Model	2006
Beam:	8' 2" (2.49m)	Year:	
Max Draft:	4' 6" (1.37m)	Year Built:	2006
Hull Material:	Fiberglass	Builder:	ALERION
Hull Designer:	Carl Schumacher	Model:	Express 28
Speed:	Cruising 6 Knots	Type:	Daysailer
Fuel Capacity:	6 Gal	Engines:	14 HP, Single, 2006, Yanmar, 2YM15, 100hrs
Water Capacity:	6 Gal	Staterooms:	1
Holding Tank:	15 Gal	Captain Cabin:	No
Location:	Westport, Massachusetts United States	Classifications:	
Price:	\$79,900 USD	MCA: ISM:	

REMARKS

A beautiful, Forest Green Alerion 28, GRACE is one of the most sought after modern daysailors. The Alerion 28 is beautifully balanced with a very manageable sail-plan and a self-tacking jib that makes her a joy to sail single-handed. Grace is a 2006 one owner boat and has seen extremely light summertime use. She has been stored indoors at Tripp and Son's boatyard every winter. The interior and engine compartment are pristine. She is in excellent condition and priced very competitively in today's market.

ACCOMMODATIONS

Herreshoff-style interior with teak trim on white bulkheads and panels, and varnished teak and holly sole. Starting forward is a V-berth with filler and storage below. Aft to port is a manual toilet, which is covered by a V-berth extension cushion when not in use. Further aft to starboard is a sink and cabinet, a seat, followed by a counter or nav area. To port is a settee berth with storage behind and shelf above, including the electronics and electrical panel aft. All berth cushions are attractively covered in tan cloth. There is a one-burner Kenyon butane stove in the nav area and an Igloo ice chest on centerline covered with teak and holly, providing a step down from the cockpit.

ELECTRONICS and NAVIGATION EQUIPMENT

- Raymarine A65 Chartplotter with companionway mount
- Raymarine Depth, Speed and Wind displays in cockpit
- Icom IC-M422 VHF radio
- Plastimo bulkhead mounted compass

ELECTRICAL SYSTEM

- 12V DC & 110V AC systems to ABYC standards
- (2) 12V deep cycle batteries with Guest battery switch
- AC and DC switch panels
- 30 amp shore power inlet
- Battery charger
- Battery monitor panel
- Navigation lights
- Dome & swivel reading lights below

ENGINE / MECHANICAL EQUIPMENT

- Single 14 hp Yanmar 2YM15 diesel inboard, 2-cylinder, with sail drive
- Cruising speed: 6-7 knots
- Racor R20 fuel-water separator
- Gori 15 x 12 LH folding prop
- Manual bilge pump
- Automatic electric bilge pump

SAILS and RIGGING

- North full-battened mainsail with single line jiffy reefing and lazy jacks
- North working jib
- Harken roller furler with Hoyt self-tacking boom
- Hall aluminum mast and boom
- Hall Quik vang
- Internal main and jib halyards which lead aft to cockpit winches
- Harken mainsheet 4:1 Traveler system mounted on aft deck
- (2) Lewmar #30 S.T. sheet winches
- (2) Lewmar #14 S.T. halyard winches
- 1 x 19 S/S standing rigging with open barrel turnbuckles
- Harken mainsheet cam base and block, mounted on a barney post in cockpit
- Adjustable backstay below deck with lead to cockpit

Wellington Yacht Partners, LLC

One Maritime Drive
Portsmouth, Rhode Island 02871
United States

P: +1-401-683-6070
info@wellingtonyachts.com
www.wellingtonyachts.com

GRACE

HULL and DECK

- Dark Green Alwgrip hull, white boot top, gold cove stripe, red bottom
- Infusion molded Scrimp System with biaxial and unidirectional E-glass reinforcing fabrics, with end grain balsa-core sandwich construction on hull and deck
- Vinylester resin Gelcoat reinforcing layer
- Keel floors, keel sump, engine beds, mast step and longitudinal stringers, molded integrally with hull during Scrimp process
- Deck has molded nonskid, with two-toned light grey and white
- Fin keel with integral bulb for low center of gravity
- Marine grade plywood bulkheads bonded to hull and deck
- Lewmar deck hatch forward over V-berth
- (4) Fixed elliptical Bomar portlights
- (6) Mooring cleats -- (2) forward, (2) aft, and (2) amidships
- Balanced spade rudder with elliptical profile and low drag section
- Self-bailing cockpit with laminated teak tiller steering with extension
- Varnished teak toe rails, drip rails, hand rails and cockpit coamings

DECK EQUIPMENT

- Clear 3/8" companionway drop boards
- (6) Life jackets
- Fortress anchor with chain and rode
- Tiller cover, mainsail cover
- White cockpit cushions
- Fire extinguishers
- (4) Fenders with covers
- Dock lines

Disclaimer

The Company offers the details of this vessel in good faith, but cannot guarantee or warrant the accuracy of this information nor warrant the condition of the vessel. A buyer should instruct his agents or his surveyors to investigate such details as the buyer desires validated. This vessel is offered subject to prior sale, price change, withdrawal without notice and tax when applicable. Measurements are in US units.

Foredeck



Bow



Wellington Yacht Partners, LLC
One Maritime Drive
Portsmouth, Rhode Island 02871
United States

P: +1-401-683-6070
info@wellingtonyachts.com
www.wellingtonyachts.com

GRACE

Deck Bow



Deck Stern



Wellington Yacht Partners, LLC
One Maritime Drive
Portsmouth, Rhode Island 02871
United States

P: +1-401-683-6070
info@wellingtonyachts.com
www.wellingtonyachts.com

GRACE

Cockpit



Interior



Galley




Settee




Electronics




V Berth



Engine



Prop



Wellington Yacht Partners, LLC
One Maritime Drive
Portsmouth, Rhode Island 02871
United States

P: +1-401-683-6070
info@wellingtonyachts.com
www.wellingtonyachts.com

GRACE

Stern



Wellington Yacht Partners, LLC
One Maritime Drive
Portsmouth, Rhode Island 02871
United States

P: +1-401-683-6070
info@wellingtonyachts.com
www.wellingtonyachts.com

GRACE