

WELLINGTON



YACHT PARTNERS

ROBIN EXPRESS



LOA:	33' (10.06m)	Delivery/Model	1995
Beam:	11' 2" (3.4m)	Year:	
Max Draft:	3' 6" (1.07m)	Model:	33
Tonnage:	5.30	Builder:	LITTLE HARBOR
Speed:	22 Knots 28 Knots	Type:	Cruising Yacht Express
Flag:	USA	Staterooms:	1
Location:	Portsmouth, Rhode Island United States	Fuel Cap:	300 Gal
VAT Paid:		Water Cap:	40 Gal
		Engines:	1x, Cummins, 6BTA 5.9-M3, 370 HP
		Price:	\$99,000 USD

Wellington Yacht Partners, LLC
One Maritime Drive
Portsmouth, Rhode Island 02871
United States

P: +1-401-683-6070
info@wellingtonyachts.com
www.wellingtonyachts.com

ROBIN EXPRESS

Additional Specifications For ROBIN EXPRESS:

LOA:	33' (10.06m)	Delivery/Model	1995
Beam:	11' 2" (3.4m)	Year:	
Min Draft:	2' (0.61m)	Year Built:	1995
Max Draft:	3' 6" (1.07m)	Builder:	LITTLE HARBOR
Hull Material:	Fiberglass	Model:	33
Hull Designer:	Ted Hood	Type:	Cruising Yacht Express
Deck Material:	Nonskid painted	Engines:	370 HP, Single, 1995, Inboard, Diesel, Cummins, 6BTA 5.9-M3, 953hrs
Tonnage:	5.30	Staterooms:	1
Speed:	Cruising 22 Knots Max 28 Knots	Heads:	1
Fuel Capacity:	300 Gal	Captain Cabin:	No
Water Capacity:	40 Gal	Classifications:	
Holding Tank:	21 Gal	MCA: ISM:	
Flag:	USA		
Location:	Portsmouth, Rhode Island United States		
Price:	\$99,000 USD		

ACCOMMODATIONS

Open layout below with galley down to port, fully enclosed head to starboard and dinette forward that converts to a large berth.

Galley details:

- Isotherm 12/110 volt refrigerator/freezer
- Kenyon electric two-burner stove
- Microwave oven
- Pressurized hot/cold fresh water system

DECK

- 12 volt anchor windlass (2020) with remote controls at helm
- Stainless 33 lb claw anchor with chain/nylon rode
- Large forepeak storage locker
- Bow pulpit and rail extending aft
- Side cockpit teak boarding ladder
- (4) Opening portholes
- Opening deck hatch
- Open one-level cockpit design with centerline engine box/cushioned seat
- Twin helm and passenger pedestal chairs
- Bimini and full side/rear enclosures
- Front/side windshield with opening front section
- Swim platform with retractable swim ladder
- Hot/cold stern shower

CONSTRUCTION

Hull is molded FRP with E-glass, Kevlar reinforcement and Airex foam core resulting in a very strong, rigid, and lightweight hull. There is a molded rub rail with stainless striker. Topsides are Awlgrip Dark Blue (new 2022) with gold cove stripe, white/red boot stripes and black bottom (new August 2023).

NAVIGATION AND ENTERTAINMENT

- Garmin 12" GPS/chart plotter (2020)
- Autohelm tri-data display for speed, depth
- ICOM M 506 VHF
- Ritchie compass
- JVC stereo
- Panasonic TV

ELECTRICAL SYSTEM

- 12 volt DC/110 volt AC electrical system
- (2) Group 27 AGM house batteries (2023)
- (2) Group 24 AGM Bow thruster batteries
- (2) Group 24 Optima Engine start batteries
- Freedom SW 3012 3000 watt inverter/charger (2013)
- 50 amp shore power inlet with shore cable

MECHANICAL

- Cummins 6BTA 5.9 – M3 370 HP diesel engine – 953 hours (August 2023)
- Full instrumentation and alarms at helm station
- Konrad 500 series stern drive (2019), draft reduced to 2' when raised
- Trim tabs with indicator gauge
- Vetus 7" bow thruster (2020)
- Marine Air 12000 BTU air conditioner
- Raritan manual toilet with Y-valve for direct overboard
- Holding tank with macerator and deck pump-out
- Emergency engine stop
- Engine space blower
- (2) Automatic bilge pumps
- Shower sump pump
- Hot water tank
- Automatic engine space fire extinguisher

MISC

- Docklines and fenders
- USCG safety – flares, (4) PFD's, horn

EXCLUSIONS

Owner's personal items are excluded from the sale.

Disclaimer

The Company offers the details of this vessel in good faith, but cannot guarantee or warrant the accuracy of this information nor warrant the condition of the vessel. A buyer should instruct his agents or his surveyors to investigate such details as the buyer desires validated. This vessel is offered subject to prior sale, price change, withdrawal without notice and tax when applicable. Measurements are in US units.

Port Fwd Qtr



Foredeck



Looking Forward



Looking Aft



Wellington Yacht Partners, LLC
One Maritime Drive
Portsmouth, Rhode Island 02871
United States

P: +1-401-683-6070
info@wellingtonyachts.com
www.wellingtonyachts.com

ROBIN EXPRESS

Cockpit Aft



Engine Box Lounge Seat



Cockpit




Helm Seat



Helm Station



Passenger Seat



Interior



Convertible Dining Area



Wellington Yacht Partners, LLC
One Maritime Drive
Portsmouth, Rhode Island 02871
United States

P: +1-401-683-6070
info@wellingtonyachts.com
www.wellingtonyachts.com

ROBIN EXPRESS

Interior Looking Aft



Galley




Head




Electrical Panel



Engine



Underbody



Wellington Yacht Partners, LLC
One Maritime Drive
Portsmouth, Rhode Island 02871
United States

P: +1-401-683-6070
info@wellingtonyachts.com
www.wellingtonyachts.com

ROBIN EXPRESS

Robin Express_Stern Drive



Wellington Yacht Partners, LLC
One Maritime Drive
Portsmouth, Rhode Island 02871
United States

P: +1-401-683-6070
info@wellingtonyachts.com
www.wellingtonyachts.com

ROBIN EXPRESS