

# Corn Daily Basis Report 3/29/2023



Date: 3/29/2023	Corn Basis Table							
Futures Price (c/bu)	K	652.25	K	652.25	K	652.25	N	630.50
	MAR.	+/-	APR.	+/-	MAY.	+/-	JUN.	+/-
Nebraska, Group 3	42	0	42	0	40	0	63	0
The Andersons, Toledo	-20	0	-15	0	-12	0		
Columbus, OH CSX	5	3	15	0	15	0	40	8
CIF NOLA	85	0	85	0	80	0	80	0
Saint Louis, MO	41	0	45	0	40	0	46	0
Kansas City, Truck	45	0	45	0				
Decatur Truck T&L	27	0	27	0	30	0	44	0
Evansville, IN CSX	15	7	23	5	23	5	51	12
Minneapolis, MN Rail	-16	0						
Poet Fostoria, OH	2	0	7	0	10	0	0	0
PNW - BQ	151.5	1.5						
Hereford, TX	140	0	140	0				
Cedar Rapids, IA ADM	-20	0	10	-5	24	-6		
Ft. Wayne, IN NS Rail	7	5	10	0	10	0	45	3

Today vs the Historical Spot Basis Price								
	Spot Basis	Last Years	+/-	3-Year Avg.	+/-	3-Yr High	3-Yr Low	Trendline
Nebraska, Group 3	42	-28	70	-18	60	-3	-28	
The Andersons, Toledo	-20	-50	30	-18	-2	0	-50	
Columbus, OH CSX	5	-15	20	13	-8	37	-15	
CIF NOLA	85	103	-18	76	9	103	50	
Saint Louis, MO	41	23	18	29	12	41	23	
Kansas City, Truck	45	2	43	4	41	11	0	
Decatur Truck T&L	27	#DIV/0!		#DIV/0!		#DIV/0!	#DIV/0!	
Evansville, IN CSX	15	-12	27	13	2	28	-12	
Minneapolis, MN Rail	-16	-53	37	-38	22	-30	-53	
Poet Fostoria, OH	2	#DIV/0!		#DIV/0!		#DIV/0!	#DIV/0!	
PNW - BQ	152	205	-54	#DIV/0!		#DIV/0!	#DIV/0!	
Hereford, TX	140	122	18	97	43	122	75	
Cedar Rapids, IA ADM	-20	#DIV/0!		#DIV/0!		#DIV/0!	#DIV/0!	
Ft. Wayne, IN NS Rail	7	-21	28	0	7	21	-21	

## Grains Team

Dave Smoldt- Work: 1-515-223-3762

This material should be construed as market commentary, merely observing economic, political and/or market conditions, and not intended to refer to any particular trading strategy, promotional element or quality of service provided by the FCM Division of StoneX Financial Inc. ("SFI") or StoneX Markets LLC ("SXM"). SFI and SXM are not responsible for any redistribution of this material by third parties, or any trading decisions taken by persons not intended to view this material. Information contained herein was obtained from sources believed to be reliable, but is not guaranteed as to its accuracy. Contact designated personnel from SFI or SXM for specific trading advice to meet your trading preferences. These materials represent the opinions and viewpoints of the author, and do not necessarily reflect the viewpoints and trading strategies employed by SFI or SXM.

# Soybean Daily Basis Report 3/29/2023



Date: 3/29/2023	Soybean Basis Table							
Futures Price (c/bu)	K	1477.00	K	1477.00	K	1477.00	N	1450.25
	MAR.	+/-	APR.	+/-	MAY.	+/-	JUN.	+/-
Sidney, OH Cargill							15	0
Toledo, OH Andersons	-13	0	-8	0	-8	0		
Columbus, OH CSX	6	-4	15	-5	15	-5	45	0
Decatur Truck T&L	35	0	35	0	30	0	40	0
Saint Louis, MO Cargill	50	0	46	0	44	0	50	0
Kansas City, Truck	30	0	45	0				
Wichita, KS Cargill	35	0	50	0				
Eagle Grove, Iowa AGP								
Council Bluff, IA Bunge								
Hastings, NE AGP							15	
PNW - BQ	235	0	230	0				
CIF NOLA								
Quincy, IL River	30	0	30	-2	25	-3	35	0
Mankato, MN ADM	10	0	20	0	20	0	20	0

Today vs the Historical Spot Basis Price								
	Spot Basis	Last Years	+/-	3-Year Avg.	+/-	3-Yr High	3-Yr Low	Trendline
Sidney, OH Cargill		#DIV/0!		#DIV/0!		#DIV/0!	#DIV/0!	
Toledo, OH Andersons	-13	-25	12	-2	-11	15	-25	
Columbus, OH CSX	6	10	-4	18	-12	26	10	
Decatur Truck T&L	35	#DIV/0!		#DIV/0!		#DIV/0!	#DIV/0!	
Saint Louis, MO Cargill	50	24	26	24	26	28	20	
Kansas City, Truck	30	-16	46	-1	31	12	-16	
Wichita, KS Cargill	35	-19	54	-1	36	22	-19	
Eagle Grove, Iowa AGP		#DIV/0!		#DIV/0!		#DIV/0!	#DIV/0!	
Council Bluff, IA Bunge		#DIV/0!		#DIV/0!		#DIV/0!	#DIV/0!	
Hastings, NE AGP		#DIV/0!		#DIV/0!		#DIV/0!	#DIV/0!	
PNW - BQ	235	185	50	#DIV/0!		#DIV/0!	#DIV/0!	
CIF NOLA		#DIV/0!		#DIV/0!		#DIV/0!	#DIV/0!	
Quincy, IL River	30	8	22	42	-12	61	8	
Mankato, MN ADM	10	#DIV/0!		#DIV/0!		#DIV/0!	#DIV/0!	

## Grains Team















Dave Smoldt- Work: 1-515-223-3762

This material should be construed as market commentary, merely observing economic, political and/or market conditions, and not intended to refer to any particular trading strategy, promotional element or quality of service provided by the FCM Division of StoneX Financial Inc. ("SFI") or StoneX Markets LLC ("SXM"). SFI and SXM are not responsible for any redistribution of this material by third parties, or any trading decisions taken by persons not intended to view this material. Information contained herein was obtained from sources believed to be reliable, but is not guaranteed as to its accuracy. Contact designated personnel from SFI or SXM for specific trading advice to meet your trading preferences. These materials represent the opinions and viewpoints of the author, and do not necessarily reflect the viewpoints and trading strategies employed by SFI or SXM.

# Wheat Daily Basis Report 3/29/2023



Date: 3/29/2023	Wheat Basis Table							
	Month of Delivery							
	MAR.	+/-	APR.	+/-	MAY.	+/-	JUN.	+/-
Soft Red Winter Wheat (SRW)								
Saint Louis, MO ADM	5	0	3	0				
Fostoria, OH Mennel	-30	0	-25	0				
Toledo, OH Andersons	-35	0						
Nabisco			-20	0	-20	0	-20	0
Hard Red Winter Wheat (HRW)								
Kansas City, MO ADM								
Texas Gulf	162	0						
Salina, KS ADM			-30	0				
Hutchison, KS ADM	-15	0	-15	0				
Wichita, KS ADM								
Enid, OK ADM	-15	0	-15	0				
Fremont, NE Scoular								
Portland, OR 11.5%								
Hard Red Spring Wheat (HRS)								
Portland, OR 14%								
Minneapolis, MN Rail								

Today vs the Historical Spot Basis Price								
	Spot Basis	Last Years	+/-	3-Year Avg.	+/-	3-Yr High	3-Yr Low	Trendline
Soft Red Winter Wheat (SRW)								
Saint Louis, MO ADM	5	#DIV/0!		#DIV/0!		#DIV/0!	#DIV/0!	
Fostoria, OH Mennel	-30	-34	4	-10	-20	20	-34	
Toledo, OH Andersons	-35	-10	-25	0	-35	9	-10	
Nabisco		0						
Hard Red Winter Wheat (HRW)								
Kansas City, MO ADM		-12		9		30	-12	
Texas Gulf	162	165	-3	155	7	165	140	
Salina, KS ADM		-46		-24		-10	-46	
Hutchison, KS ADM	-15	-52	37	-25	10	-7	-52	
Wichita, KS ADM		-42		-20		-7	-42	
Enid, OK ADM	-15	-62	47	-27	12	-5	-62	
Fremont, NE Scoular		#DIV/0!		#DIV/0!		#DIV/0!	#DIV/0!	
Portland, OR 11.5%		#DIV/0!		#DIV/0!		#DIV/0!	#DIV/0!	
Hard Red Spring Wheat (HRS)								
Portland, OR 14%		#DIV/0!		#DIV/0!		#DIV/0!	#DIV/0!	
Minneapolis, MN Rail		#DIV/0!		#DIV/0!		#DIV/0!	#DIV/0!	

## Grains Team

Dave Smoldt- Work: 1-515-223-3762

This material should be construed as market commentary, merely observing economic, political and/or market conditions, and not intended to refer to any particular trading strategy, promotional element or quality of service provided by the FCM Division of StoneX Financial Inc. ("SFI") or StoneX Markets LLC ("SXM"). SFI and SXM are not responsible for any redistribution of this material by third parties, or any trading decisions taken by persons not intended to view this material. Information contained herein was obtained from sources believed to be reliable, but is not guaranteed as to its accuracy. Contact designated personnel from SFI or SXM for specific trading advice to meet your trading preferences. These materials represent the opinions and viewpoints of the author, and do not necessarily reflect the viewpoints and trading strategies employed by SFI or SXM.

# Soymeal Daily Basis Report 3/29/2023



Date: 3/29/2023	Soymeal Basis Table							
Futures Price (\$/100 stn)	K	\$ 46,080	K	\$ 46,080	K	\$ 46,080	N	\$ 45,560
	MAR.	+/-	APR.	+/-	MAY.	+/-	JUN.	+/-
Cedar Rapids, IA Cargill	-5	-5						
Council Bluffs, IA Bunge	10	0						
Des Moines, IA ADM	0	0						
Eagle Grove, IA AGP	-5	0						
Mason City, IA, AGP	-5	0						
Sheldon, IA ,AGP	-5	-7						
Bloomington, IL Cargill	0	-10						
Decatur, IL Truck	20	0						
Frankfort, IN	32	0						
Owensboro, KY	25	0						
Brewster, MN MNSP	5	0						
Saint Joseph, MO AGP	0	0						
Fostoria, OH ADM	20	0						
Volga, SD	-16	-7						

Today vs the Historical Spot Basis Price								
	Spot Basis	Last Years	+/-	3-Year Avg.	+/-	3-Yr High	3-Yr Low	Trendline
Cedar Rapids, IA Cargill	-5	5	-10	0	-5	5	-3	
Council Bluffs, IA Bunge	10	12	-2	-2	12	12	-15	
Des Moines, IA ADM	0	5	-5	1	-1	5	-2	
Eagle Grove, IA AGP	-5	6	-11	1	-6	6	-2	
Mason City, IA, AGP	-5	6	-11	1	-6	6	-2	
Sheldon, IA ,AGP	-5	6	-11	-1	-4	6	-5	
Bloomington, IL Cargill	0	10	-10	2	-2	10	-5	
Decatur, IL Truck	20	25	-5	14	6	25	3	
Frankfort, IN	32	40	-8	23	9	40	11	
Owensboro, KY	25	44	-19	25	0	44	2	
Brewster, MN MNSP	5	0	5	0	5	0	0	
Saint Joseph, MO AGP	0	18	-18	8	-8	18	2	
Fostoria, OH ADM	20	35	-15	14	6	35	2	
Volga, SD	-16	3	-19	-7	-9	3	-19	

## Grains Team

Dave Smoldt- Work: 1-515-223-3762

This material should be construed as market commentary, merely observing economic, political and/or market conditions, and not intended to refer to any particular trading strategy, promotional element or quality of service provided by the FCM Division of StoneX Financial Inc. ("SFI") or StoneX Markets LLC ("SXM"). SFI and SXM are not responsible for any redistribution of this material by third parties, or any trading decisions taken by persons not intended to view this material. Information contained herein was obtained from sources believed to be reliable, but is not guaranteed as to its accuracy. Contact designated personnel from SFI or SXM for specific trading advice to meet your trading preferences. These materials represent the opinions and viewpoints of the author, and do not necessarily reflect the viewpoints and trading strategies employed by SFI or SXM.